

BowKan Birders - done

Date: May 25, 26, 2019

Compiler: Cliff Hansen

Participants: Lori Anderson, Kevin Barker, Wendy Bush, Nancy Davis, Ethan & Neil Denton, Mary Dumka, Marilyn Dyck, Cheryl Cordsen, Wayne & Janet Haas, Cliff & Margo Hansen, Gian-Duri Giger, Caroline Lambert, Rose, Laura & Jason Reid, Hanne Seidel, Anita Walker, William Wilson, Fiona Verlinde, Eva & Petr Zidec

Area Covered: 15 km diameter circle centered on the north face of Mount McGillivray), just south of Exshaw.

Weather: Day 1: Temp. 8°C

Wind speed: 0 to 10km/hr. Wind direction: Variable West

Precipitation: continuous rain & drizzle all day

Comments: Uncomfortable Wet & Foggy

Day 2: Temp. -3 to 12°C

Wind speed: 0 to 10 km/hr. Wind direction: Variable West

Precipitation: nil

Comments: A pleasant day

Team Distance/Hours: Total team mileage: 165 km; by vehicle 85; on foot 56 km:

Other (Horse) 24 km

Total team hours: no information available.

Number of Species: 99

Number of Birds: 2165

Other species seen during count week: 1xBlack Bear, 1xCoyote, 4xElk, 1xMule Deer, 7xWhite-tailed Deer, 14xBighorn Sheep, 1xSnowshoe Hare, 42xRed Squirrel, 20xColumbian Ground Squirrel, 2xYellow Pine Chipmunk

Highlights: Possible sighting of one Broad-tailed Hummingbird (unconfirmed so recorded under "Hummingbird Species")

Brooks Lake Newell done but needs 3 CW?

Date: May 18, 19, 2019

Compiler: Bob Parsons

Participants: 45 A new record

Area Covered: Usual area covered with 10 zones. Ponds, sloughs, wetlands, wood lots, arable farmland, some native grasslands, lakes.

Weather: Day 1: Temp. 5 to 10°C

Wind speed: moderate to strong

Comments: overcast

Day 2: Temp. 9 to 16°C

Wind speed: light breeze then windy

Comments: Sunny

Team Distance/Hours:

Total team mileage: 1779 km; by vehicle 1755; on foot 24 km

Total team hours: 163 hr; by vehicle 147 hr; on foot 16 hr.

Number of Species: 165

Number of Birds: 39555

Other species seen during count week:

Highlights: Missing this year include Burrowing Owl, Western Sandpiper, Dunlin, Western Tanager, Lark Bunting, Bobolink. Low numbers include Whimbrel, Least Sandpiper, Sanderling, Hooded Merganser. High numbers include Gadwall 513, Northern Shoveler 1040 Canvasback 122, Northern Harrier 83, Red Knot 171, Brown Creeper 1, Harri's Sparrow 5.

Many thanks to our sponsor TransCanada Pipelines, Red Deer River Naturalists and Nature Calgary.

Buffalo Lake Naturalists done

Date: May 25, 2019

Compiler: Wilma Zurfluh

Participants: Marie Payne, Bob Schriber, Wilma Zurfluh

Area Covered: Lagoon north west Stettler

Weather: Day 1: Temp. 15 to 15°C

Wind speed: 45 to 50 km/hr. Wind direction: North

Precipitation: none

Team Distance/Hours: no information available

Number of Species: 31

Number of Birds: 450

Calgary and area done

Date: May 25, 26, 2019

Compiler: Andrew Hart, Melanie Seneviratne, Terry Poulton

Participants: 113 named, including an impressive list of both long-time observers and new names: Sid Andrews, Tim Allison, Cathy Balogh Mar, John Bargman, Darren Batke, Bruce Barnetson, Mindy Bell, Mike Bentley, Kingsley Blades, Pat Bulman, Carole Ann Butler, May Chen, Trevor Churchill, Lorna Coglan, Doug Collister, Paul Collister, Peter Comfort, Marie Coultis, Phil Cram, Marcia Crawford, Bernie Diebolt, Pat Diehl, Ted Downard, Jean Dunn, Joseph Dylke, Brian Elder, Anne Elliott, Laura Farley, Patrick Farley, Dick Flynn, Joan Gallant, Angie Gauthier, Jacques Gauthier, Michele Geisler, Margo Glover, JP Gravel, Dave Gibson, Janet Gill, Jorge Guildenpfennig, George Halmazna, Andrew Hart, E Heart, Howard Heffler, Frank Hennessey, Geoff Hoffner, Peter Hoyer, Kaya Konopnicki, Sue Konopnicki, Terry Korolyk, Bianka Koszler, Caroline Lambert, Bob Lefebvre, Louis Leong, Marion Mackie, Andra MacLaughlan, Gary Malcolm, Rick Mar, Ed Marchand, Doug Maxwell, Andrea McDonald, Roy Millar, Sandra Mills, Pat Mitchell, Lynn Moore, Rich Moore, Sean Murphy, Maria Newberry, Joe Novocosky, Ruth Painter, Cindy Parliament, Dan Parliament, Patricia Pearce, Vincent Piotrowski, Aileen Pelzer, H Penner, Joel Qualle, Janet Quiring, Verne Quiring, Dave Reid, Diane Reid, R. Robb, Mark Rubensohn, Fritz Schach, Melanie Seneviratne, Nimali Seneviratne, Dave Severson, Myles Sheridan, Jack Shier, Darlene Shymkiw, Andrew Slater, Ena Spalding, Dorothy Spring, Jim St Laurent, Don Stiles, Geoff Stiles, Michael Sveen, Marian Swatschina, John Thompson, Tony Timmons, Gail Verdi, Dave Vernon, Joan Walker, Wayne Walker, Jim Washbrook, Blake Weiss, Ray Wershler, Patricia Wick, William Wilson, Marje Wing, Ray Woods, Rob Worona, Gus Yaki.

Area Covered: 20114 sq km: an 80 km-radius circle centered on the Centre Street Bridge in Calgary.

Weather: Day 1: Temp. 5 to 14°C

Wind speed: 0 to 15 km/hr. Wind direction: variable.

Precipitation: Drizzle to steady rain, heavy at times in some places.

Comments: Weather highly variable from one place to another and over the day.

Generally cloudy, rainy. One comment “raining fairly hard. Had a definite effect on hearing and seeing birds.”

Day 2: Temp. -3 to 29°C

Wind speed: 0 to 5 km/hr. Wind direction: variable, calm

Precipitation: None

Comments: Sunny, clear and calm (“lovely”) in some places, elsewhere cloudy or overcast. But trails and roads muddy. One experienced observer: “Perfect birding weather. Little wind; partial cloud. Sound carried well.”

Team Distance/Hours:

Total team mileage: 4380.85 km; by vehicle 4125.8, on foot 255.05 km.

Total team hours: 468.15 hr; by vehicle 316.95 hr, on foot 151.2 hr.

Number of Species: 203 (+11 CW)

Number of Birds: 63978 (+18 CW)

Other species seen only during count week: Dusky Grouse (1), Ruddy Turnstone (1), Red Knot (2), Northern Pygmy Owl (1), Northern Saw-whet Owl (4), Hammond’s Flycatcher (1), Gray-cheeked Thrush (1), Palm Warbler (1), Black-and-White Warbler (1), MacGillivray’s Warbler (1), White-winged Crossbill (4).

Highlights: It was a late and cold spring in Calgary, and cold, rainy and wind were features of many of the routes on May 25. Two of the teams reported impassable roads while another was grateful for a little rain to keep the dust down. A significant number of the prolific prairie potholes have been overgrown by cattails and bulrushes, and the team covering the Frank Lake area noted that Third Lake was dry, the California Gull colony gone, while nearby Blizzard Lake had very few birds, particularly the normally abundant Eared Grebes.

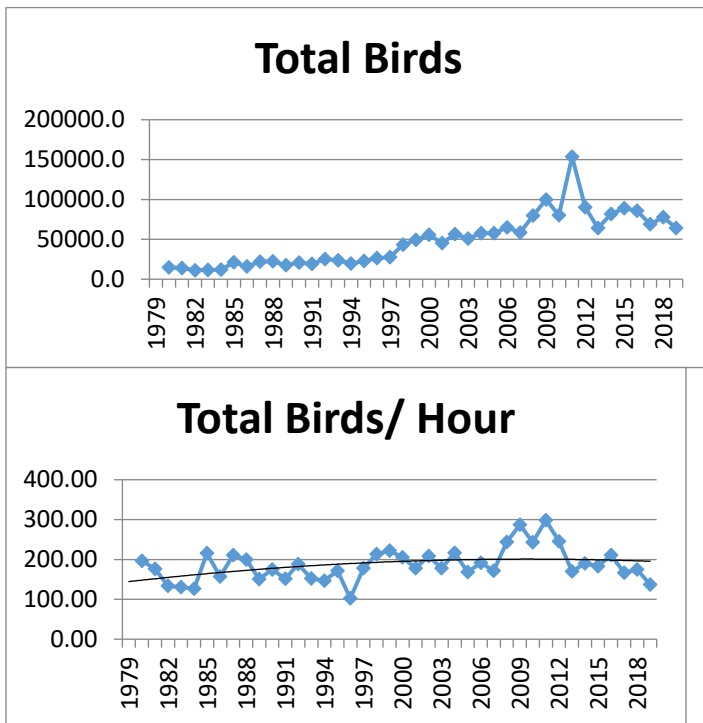
An extraordinary number of 700 Double-crested Cormorants were reported this year, from the Carseland area by Tony Timmons and Howard Heffler, for a count record of 957. Conversely a disappointingly few (7) White-faced Ibis were seen.

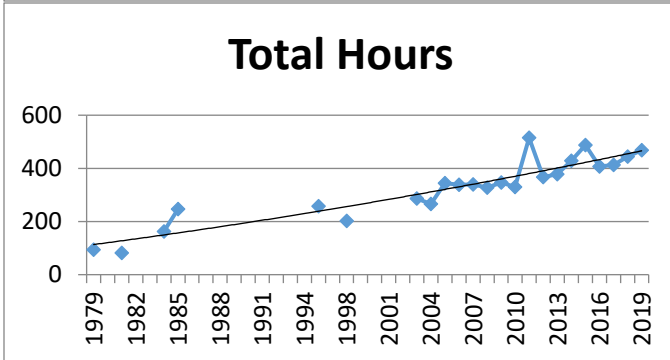
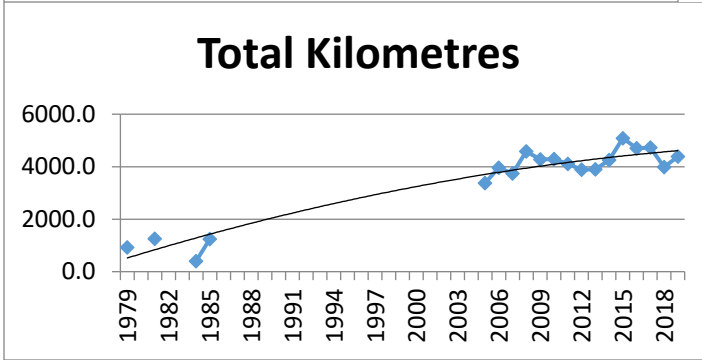
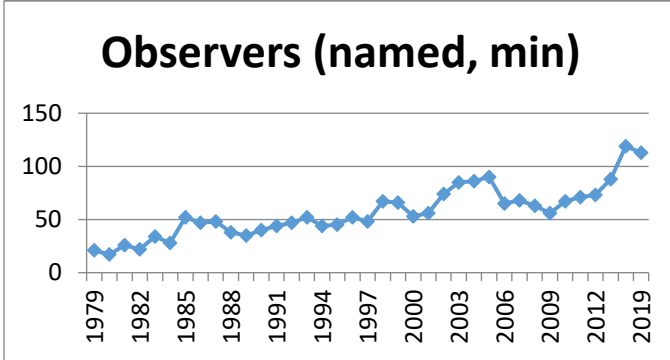
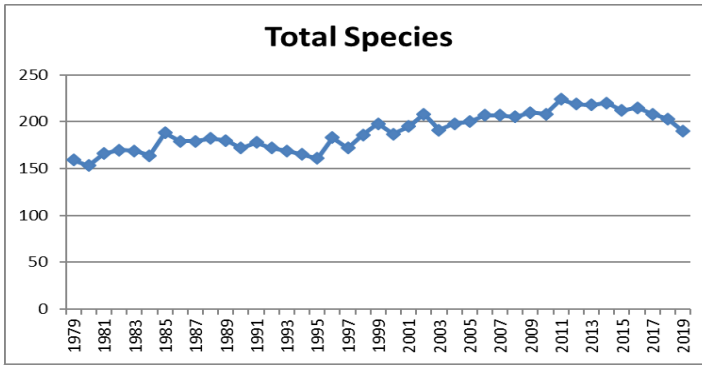
There were a record number of Turkey Vulture (13), Broad-winged Hawk (5), Solitary Sandpiper (32), Short-billed Dowitcher (30), Belted Kingfisher (25), Downy Woodpecker (77), Pileated Woodpecker (18), Boreal Chickadee (36), White-breasted Nuthatch (28), Yellow-rumped Warbler (516), Chipping Sparrow (1294), and Song Sparrow (250). There were relatively high numbers of Trumpeter Swan (27), Redhead (315), Greater Scaup (17), Common Merganser (230), Stilt Sandpiper (113), and Long-billed Dowitcher (74).

Low numbers were reported for Cinnamon Teal (114), Northern Pintail (89), Lesser Scaup (924), Eared Grebe (470), Marbled Godwit (28), Franklin’s Gull (8102), Western Kingbird (15), Eastern Kingbird (64), Warbling Vireo (45), Red-eyed Vireo (1), Tennessee Warbler (31), Vesper Sparrow (91), and Baltimore Oriole (59).

A report summarizing the results of the Calgary May Species Count 1979-2018 has been prepared, so that the 2019 results can be compared in a historical context. The charts show extraordinary numbers of Franklin’s Gulls at Frank Lake due to favourable

water levels for nesting in 2009 and 2011, and several recent years when it was difficult to establish the number of observers so that minimum numbers are shown in the chart below. The last few years, under the guidance of Melanie Seneviratne and Andrew Hart, an effort has been made to encourage the use of eBird for data entry, for the benefit of both eBird and easing the job of the initial compiler (Andrew). These efforts appear to have been successful, with 88% of reports having been submitted by route observers using eBird, and only 12% otherwise (by spreadsheet). Additionally, in recent years significant training and recruitment efforts by Bob Lefebvre and Gus Yaki particularly, appear to be paying off as seen by the numbers of new observers, although individual names have not always been thoroughly recorded. High numbers of observers in 2018 and 2019, together with approximately normal numbers for distances covered and hours spent observing, have nevertheless resulted in a somewhat smaller number of species and individuals than over the last few years. These lower numbers are in large part an indication of the disproportionate component of Franklin's Gulls and Eared Grebes in the count (low this year), and perhaps of the somewhat unfavourable conditions for counting and access.





Central Alberta (Red Deer and area) done

Date: May 25, 26, 2019

Compiler: Judy Boyd

Participants: 54 –Karin Bjorge, Myron Bjorge, Judy Boyd, Larry Boyd, Phil Burkinshaw, Lois Burkinshaw, Colleen Caddy, Jerry Caddy, John Caddy, Jillian Callihoo, Sandra Cameron, Wally Cameron, Vern Connelly, Izzy Deutsch, Sharon Guest, Connie Haustein, Bill Heinsen, Colin Hill, Katelyn Hill, Shaye Hill, Roy Jamieson, Emily Jannicky, Gordon Johnson, Pat Johnson, Carol Kelly, Keith Kline, Jim Leslie, Joyce Lemke, Claudia Lipski, Lynda Marshall, Ron McDonald, Vi McDonald, Mark Meunier, Ruby Meunier, Dorothy Murray, Sandy Murray, Tanya O'Donaghue, Myrna Pearman, Doug Pedersen, Bonnie Potter, Jim Potter, Linda Prockiw, Darlene Reimche, Lydia Sancetta, Heather Saunders, Joanne Susat, Sandra Sutherland, Rick Tallas, Bev Thompson, Rick Varjassy, Lucas Wessner, Chastity Wheeler, Althea Williams, Diane Wilton

Area Covered: Zone 1 (Red Deer), Zone 3 (Gull Lake), Zone 4 (Lacombe), Zone 5 (Ellis Bird Farm), Zone 6 (Pine Lake), Zone 7 (Penhold), Zone 8 (Dickson, MRWC), Zone 12 (Crestomere), Zone 14 (Clive), Zone 15 (Alix), Zone 16 (Lousana), Zone 17 (Bigelow Reservoir), Zone 19 (Bowden), Zone 22 (Didsbury), Zone 25 (Three Hills), Zone 26 (Dry Island Buffalo Jump), and Zone 27 (Rocky Mountain House).

Weather: Day 1: Temp. 7 to 20°C

Wind speed: <2 to 25 km/hr. Wind direction: variable

Cloud cover: 0-100%

Day 2: Temp. 9 to 20°C

Wind speed: 0 to 10 km/hr. Wind direction: variable

Cloud cover: 0-50%

Team Distance/Hours: Total Team Mileage: 1540.3 km; by vehicle 1487.8 km; on foot 42 km; by canoe .5 km; by bicycle 10 km.

Total Team Hours: 179 hr, 20 min.; by vehicle 70 hr. 25 min; on foot 19.75 hr; by canoe .5 hr; by bicycle 5 hours; feederwatch 83 hr. 40 min.

Number of Species: 130 + 6 CW

Number of Birds: 13,010 + 49 CW

Highlights: Highest recorded numbers since 2000: 11 Sandhill Crane (11 also seen in 2012 and 2015), 211 Rock Pigeons, 11 Pileated Woodpeckers (11 also seen in 2013), 38 Blue Jays, 144 Common Raven, 108 House Wren, 1160 Red-winged Blackbird, 14 Evening Grosbeak (14 also seen in 2003).

This was the first time a Virginia Rail was seen. Wood Duck was seen for only the second time since 2000 (other time was in 2001). American Redstart has only been seen 2 other times (in 2011 and during count week in 2009).

Count Week birds were: 3 Trumpeter Swans, 1 Cooper's Hawk, 42 Semipalmated Sandpiper, 1 Great Crested Flycatcher, 1 Hermit Thrush, 1 Tennessee Warbler.

Number of participants was up from last year's 29 to 54. The number of bird species went down from last year's 133 to 130. (The highest recorded number of species since 2000 was in 2008: 153.) The count of individual birds was up from last year's 10294 to 13,010.

Mammals: Chipmunk, Coyote, Long-tailed Weasel, Mule Deer, Muskrat, Pronghorn Antelope, Red Fox, Red Squirrel, Richardson's Ground Squirrel, Snowshoe Hare, Striped Skunk, White-tailed Deer, White-tailed Jackrabbit

Amphibians: Boreal Chorus Frog

Insects: Alfalfa Butterfly, Bumblebee, Cabbage Butterfly, Caddisfly larvae, Dragonfly larvae, mosquito larvae, Mourning Cloak, Northern Cloudy Wing, Pond Skater, River Snails, Six-spotted Fishing Spider, Spring Azure, Water Tiger, Whirlygig Beetle

Cold Lake Area Bird Count done

Date: May 25, 26, 2019

Compiler: Ted Hindmarch

Participants: 15 individuals (11 parties Day 1, 6 parties Day 2): Bob Bidney (Bon Accord), Ron and Nancy Donnelly (Cold Lake), Nancy Dufour, Angela Dugal, Chris Etue (Rapid View, Sask), Mark and Elaine Fabbro (Athabasca), Lex Hedley, Tom Hince (Chesterfield, MI), Ted Hindmarch (Kelowna); Del Huget (Edmonton), Richard Klauke (Vilna), Phil Shore; **Plus eBird reporters:** Emily Gorda, Grace Kwong, Jae Lee, Shawn McCully, Ted Hogg, Norm Parrish and CZ. **Feeder watchers:** Chernesky's, Ray Coates, Tom Cooper, Shirley Gaye, the Lattey's, Parker's. Mado Shore. In addition: Peter Roxburgh (Calgary) participated in post-count Count Week wrap-up.

Area Covered: 20Mi RADIUS COUNT CIRCLE CENTER 5427.30N 11030.00W Cold Lake Provincial Park, English Bay, North Bay, Horse Shoe Bay and Marina, Jesse and Charlotte Lake, Ernestina Lake, Bear Trap Lake, Angling Lake, Ethel, Hilda and Marie Lakes, Crane Lake, Manitokan Lake, Margaurite Lake, and Muriel Lake MD Park. This covered areas within WR51-55, WR40-45, WR33-34, WR10-11, and WR01, WR02-04, WR12-15, WR 22-25. NE Moose Lake and Park (WR01) area not covered this count period.

Weather: Day 1: Temp 6 to 17°C (Mean Temp 12°C)

Wind speed: 4 to 17 km/hr. No gusting. Shifted from NE in AM to SE and S by late afternoon. Early morning 9 km/hr increasing to 11-15 through morning and easing to 4-9 in late afternoon, evening.

Precipitation: None

Comments: 16.5 hours of visible light. Temps 2-5°C below seasonal average (8 to 21°C) (partly cloudy to fair in AM and early PM. Mostly cloudy after 4PM.

Day 2: Temp. 2 to 19°C (Mean Temp 10°C)

Wind speed: Increased from calm to 9 between early AM through 11AM increasing to 19 km/h by 2PM then calming again towards evening. Direction variable in AM then moving SSE, ESE and S in PM. to WNW by 10AM. Not gusting.

Comments: Temps 2-7°C below seasonal average (9 to 21C). Fair through day with areas of low-lying fog/mist through early morning to 9AM.

Team Distance/Hours:

Total team mileage: 1104.4 km; by vehicle 1029 km; on foot 75.6 km.

Total team hours: 161 hr; by vehicle 86.25 hr; on foot 75.6 hr; Feeder watch 10 hr

Number of Species: 180 (+8 CW)

Number of Birds: 10,153 (+14 CW)

Other species seen during count week: 8 (1 x Ross's Goose, Red-breasted Merganser, Great Horned Owl, Short-eared Owl and Boreal Owl, 2 x Common Nighthawk and Black-bellied Plover; and 5 x Sanderling)

Highlights: The total weekend species reported this year (180) is our highest on record for count weekend and was well above the previous count history average (163). With an additional 8 count week species it was an exceptional count. Species count totals at this level had not been seen since 2003 and 2005 when 178 species were tallied, plus 10 and 12 count week additions respectively. Despite the great species diversity result, however, the individual numbers (9768) were significantly lower than our 10 yr avg of 12688 probably attributable to the earlier count date and overall late migration this spring. Count participation and effort levels were well up this year. The Warbler Weekend event brought additional birders into the area and eBird reporting was used to complete a more comprehensive weekend tally. Additional feeder watchers also submitted data to their area coordinators. The Cold Lake area again experienced a fairly wet spring with high water levels in many of the wetlands. High water and lack of mud flats/shoreline again negatively impacted the area as a migration stopover for shorebirds, however a couple of stopover spots at Charlotte, Jesse and Sandy Lake yielded a wide spectrum of shorebird species. Many of the insect eating birds – swallows, flycatchers, warblers etc were present in only small numbers and some species were not noted back yet.

Previously Unreported Species: 3. Bobolink (eBird S56782671) was added to our count this year, with 2 individuals discovered by Richard Klauke in a wet meadow area on the east end of Charlotte Lake. Dunlin (eBird S56778673) was the 2nd addition with a single individual discovered by Tom Hince in a flock of shorebirds in this same area. An American Black Duck (S56798355) was the 3rd addition, reported by Bob Bidney in a wetland north of Fort Kent.

Waterfowl numbers this year were led by Canada Goose, followed by American Coot, Western Grebe and Lesser Scaup. Next came Ruddy Duck, Eared Grebe and Mallard bundled close together in numbers. A Single Snow Goose and Ross's Goose (CW) were B list birds encountered. Both White-Winged and Surf Scoters were also present. Franklin's Gull and Black Tern numbers were both down this year and accounted for only 2500 of total numbers versus the over 10000 recorded last year. In fact, more Sabine's Gulls (218) were reported at Cold Lake than were Black Terns in the total count circle. Stilt Sandpiper's (350) had the highest number of the 21 shorebird species encountered with small numbers for most others. Red-winged Blackbird, Cliff Swallow, and American Crow were the top three in the passerine category. Small numbers of earlier migrant American Tree, White-Crowned and Harris sparrows were still noted.

21 of the possible 22 Warbler species were observed with Tennessee Warbler and Ovenbird topping the numbers. 11 of the 21 were reported in numbers of 5 or less. The later migrating Connecticut warbler was a no-show this year.

Owl reports were much improved this year with 6 species reported. All Owls species are on either the B List (25-75% of counts) or the C List (less than 25%) and this year we had 3 B list and 3 C list owl species reported. See B and C list reports below.

Highlights from our C list (birds observed on less than 25% of counts). Only the 2nd Ring-Necked Pheasant (S56749112) in our count history was heard by Tom Hince west of Cold Lake and only the 3rd Rufous Hummingbird (eBird S56757592) in the count history was reported by Sherry Gaye at a Cold Lake feeder. Lapland Longspurs were reported in 2 locations, with the last of 5 previous reports in 2010, the same with Horned Lark with 2 reported by Richard Klauke/Bob Bidney near Birch Estates, with the last of 3

previous reports in 2005. Other C List birds reported this year were a Long Eared Owl by Richard Klauke and Bob Bidney SW of Ethel Lake plus a Count Week Boreal Owl heard at this same location. A Count Week Short Eared Owl was sighted by a group of participants scouting an area next to the Municipal Airport on Friday night.

Highlights from the B list (25-75% of counts) were Snow Goose (1), Ross's Goose (CW), Surf Scoter(8), Hooded Merganser (1), Virginia Rail (4), Swainson's Hawk (1), American Golden Plover(30), Ruddy Turnstone (7), White-Rumped Sandpiper(16), Baird's Sandpiper (34), Pectoral Sandpiper (18), Red-Necked Phalarope (11), Sabine's Gull (218), Caspian Tern (1), Barred (1) and Northern Saw-whet (1) Owls, American Three-Toed Woodpecker (1), Philadelphia Vireo (2), Grey Catbird (1), Golden-Crowned Kinglet (1), Nashville Warbler (7), Bay-Breasted Warbler (2), American Tree Sparrow (2), Nelson's Sparrow (1), and Harris Sparrow(3).

Crooked Lake, Athabasca County done

Date: May 25, 26, 2019

Compiler: Joan Sherman

Participants: Joan Sherman

Area Covered: Mixedwood boreal forest, lake edge and outlet creek

Weather: Day 1: Temp. 13 to 17°C

Wind speed: 2 to 15 km/hr. Wind direction: E

Precipitation: nil

Comments: hazy sky, some wildfire smoke

Day 2: Temp. 0 to 19°C

Wind speed: 2 to 8 km/hr. Wind direction: SW

Precipitation: nil

Comments: hazy sky, some wildfire smoke

Team Distance/Hours:

Total team mileage: 23 km; by vehicle 15 km; on foot 8 km

Total team hours: 7 hr; by vehicle 2 hr; on foot 5 hr.

Number of Species: 60 (+ 4CW)

Number of Birds: 343

Other species seen during count week: Canada Jay, Yellow-bellied Sapsucker, American White Pelican, Black Tern

Highlights: Common Loon on nest, male nearby in creek. Pair Song Sparrows gathering nesting material.

Crowsnest Pass done

Date: May 29, 30, 2019

Compiler: Pat Lucas & Merilyn Liddell

Participants: Mike Bentley, Denise Coccioloni-Amatto, Shirley Enzsol, Monica Field, Lisa Gaunt, Carol Hungar, Merilyn Liddell, Shirley Linderman, Pat Lucas, David McIntyre, Raymond Toal, Nel van Kamer

Area Covered: from Summit Lake at BC/Alberta border east to junction of Highways 3 & 22, north on 22, visiting east and west sideroads to the Gap **Specific Locations**

covered - Day 1: Summit Lake, Crowsnest Lake, wetlands east of Visitor Centre, Allison Road, Chinook Lake, Willow Drive and wetlands to the west, roadways north of

Hwy 3, areas within Crowsnest Pass municipal boundaries from East Hillcrest Bridge to the wetlands between Coleman and Blairmore, Lundbreck, Cowley, Todd Creek day use area, **Day 2:** Junction of Hwys 3 & 22 to the Gap – exploring sideroads to the east and west, including Chapel Rock Rd., Wildcat Ranch Rd., Willow Valley Rd., Township Rd. 8.4, Waldron Flats road.

Weather: Day 1: Temp. 4 to 26° C

Wind speed: 2 to 35 km/hr. Wind direction: NE

Precipitation: none

Day 2: Temp. 4.5 to 19° C

Wind speed: 1 to 35 km/hr. Wind direction: NE

Precipitation: negligible

Team Distance/Hours:

Total team mileage: 175.64 km; by vehicle 148.43 km.; on foot 27.21 km

Total team hours: 43.5 hr.; by vehicle 26 hr.; on foot 17.5 hr.

Number of Species: 143

Number of Birds: 2,918

Fort McMurray done

Date: May 25, 26, 2019

Compiler: Christine Godwin

Participants: 27 people

Area Covered: Areas north, south and in town of Fort McMurray

Weather: Day 1: Temp. 5 to 17° C

Wind speed: 8 to 19 km/hr. Wind direction: NNW

Precipitation: none

Day 2: Temp. 2 to 21° C

Wind speed: 6 to 14 km/hr. Wind direction: WSW

Precipitation: none

Team Distance/Hours:

Total team mileage: 442.9 km; by vehicle 398.4 km; on foot 44.5 km

Total team hours: 80.75 hr; by vehicle 44 hr; on foot 36.75 hr.

Number of Species: 132 (+7 CW)

Number of Birds: 5231

Other species seen during count week: Semipalmated Plover, Least Sandpiper, Baird's Sandpiper, Semipalmated Sandpiper, Blue-headed Vireo, Trumpeter Swan, Horned Lark

Highlights: Great Blue Heron Rookery with 3 active nests near the municipal landfill, flocks of Lapland longspurs observed by two groups

Lac La Biche - done

Date: May 25, 26, 2019

Compiler: Jennifer Okrainec

Participants: 8 (6 parties)

Area Covered: no information available

Weather: no information available

Team Distance/Hours:

Total team mileage: 358 km

Total team hours: 40 + 5 hours feederwatching
Number of Species: 86
Number of Birds: 885

Medicine Hat done

Date: May 26, 2019

Compiler: Marty Drut

Participants: Barry Anderson, Judy Anderson, Dee Armstrong, Hugh Armstrong, Jim Black, Wendy Blackwell, Justine Bolen, Eileen Cowtan, Marty Drut, Fay Felesky, Val Felesky, Linda Fisher, Christine Foster, Corlaine Gardner, Rob Gardner, Jill Gatfield, Sue Higgins, Dale Holmes, Lisa Holmes, Annalora Horch, Phil Horch, Cam Lockerbie, Anne McKenzie, David McKenzie, Ben Meakin, Mark Oxamitny, Colton Prins, Betty Rainville, Dan Schiebelbein, Mark Schiebelbein, John Slater, Elaine Spitzer, Milt Spitzer, Donna Steele, Angela Turner, Ian Turner, Ben Velner, Michael Velner, Ian Wallis, Barrett Wolski

Area Covered: no information available

Weather: Day 1: Temp. 7 to 19°C

Wind speed: 20 to 40 km/hr. Wind direction: NE-E

Team Distance/Hours:

Total team mileage: 588 km; by vehicle 495 km; on foot 85 km; on bike 8 km.

Total team hours: 102.5 hr; by vehicle 45.5 hr; on foot 52 hr; on bike 2 hr; feeder watching 3 hr.

Number of Species: 128 (+4CW)

Number of Birds: 8900

Other species seen during count week: Magnolia Warbler, Ovenbird, Canada Warbler, and Western Tanager

Highlights: The 35th Spring Count had relatively seasonal temperatures. Despite the windy conditions, 128 species were observed, which was down only 1 species from 2018 and fairly typical for our count in the past 4 years. However, individual birds counted (8,900) decreased about 11 % from 2018 (see Data Summary Table).

There was one species with an all-time high count, European Starling (1,649; previous high 1,405 in 1987). Although high counts were fewer than 2018 (7), several species had notable upticks in 2019 including Common Merganser, Northern Harrier, Long-billed Curlew, Ring-billed Gull, Downy Woodpecker, Cliff Swallow, Chipping Sparrow, Brewer's Blackbird, and House Finch (see Species Table, page 6).

Two species that have been observed in every year had all-time low counts, Northern Pintail and American Kestrel. Pintails matched their low count of 11 set in 2018 whereas Kestrels previous low was 5 in 2011. Several species showed declines for the past 3 counts: Great-blue Heron, Killdeer, Savannah Sparrow, Song Sparrow, Yellow-headed Blackbird, and Common Grackle (see Species Table, page 6).

No new species were observed in 2019. Four species, Magnolia Warbler, Ovenbird, Canada Warbler, and Western Tanager were seen exclusively during count week but not on count day.

Species missing from this year's count that are usually seen included Green-winged Teal, Greater Scaup, Ruddy Duck, Pied-billed Grebe, Sharp-tailed Grouse, Osprey, Sharp-shinned Hawk, Broad-winged Hawk, Black Tern, Red-eyed Vireo, White-breasted

Nuthatch, Brewer’s Sparrow, Baird’s Sparrow, Dark-eyed Junco, and Chestnut-collared Longspur.

Less frequently seen species noted in 2019 were Wood Duck (1), Eurasian Wigeon (2), Bufflehead (5), Western Grebe (1), American Avocet (1), Upland Sandpiper (1), Ruby-throated Hummingbird (1), Marsh Wren (1), Ruby-crowned Kinglet (1), Gray-cheeked Thrush (1), Nashville Warbler (1), Blackpoll Warbler (9), White-throated Sparrow (2), Rose-breasted Grosbeak (1), Black-headed Grosbeak (2), and Pine Siskin (1). This year was the first Ruby-throated Hummingbird sighting since 1995 and only the third overall for our count.

The Top 10 for 2019 were European Starling (1,649), American Robin (725), Canada Goose (569), Red-winged Blackbird (424), House (English) Sparrow (411), Ring-billed Gull (409), Rock Pigeon (350), Common Grackle (323), Yellow Warbler (323), and Black-billed Magpie (299). Two species, Rock Pigeon and Black-billed magpie returned to the Top 10 in 2019 replacing Western Meadowlark and House Wren; those later 2 species fell to positions 11 and 14.

As for flowers, 55 species were observed in bloom, which was down for a third straight year and represented a 20% decrease from the past 4-year average (68.5) (see Data Summary Table.)

Count effort was excellent in 2019. Participants (40) were up slightly from 2018 whereas observation hours (102.5) decreased (see Data Summary Table). Many thanks to all those who volunteered their time this year!

New Species Observed in 2019: None. Rare sighting of Ruby-throated Hummingbird (1).

Table 1. 2019 Spring Bird Count All-time High and Low Observations.

2019 Spring Bird Count – Highs and Lows			
Species	High	Previous High	Year
European Starling	1,649	1,405	1987
Species	Low	Previous Low	Year
Northern Pintail	11	11	2018
American Kestrel	3	5	2011

DATA SUMMARY 2015 - 2019					
	2019	2018	2017	2016	2015
Total Individuals	8,900	9,955	8,625	9,977	9,152
Total Bird Species	128	129	128	130	126
Total Flower Species	55	65	68	75	66
Participants	40	36	38	41	38
Total Km Walked	85	102.3	123	166.8	123.5
Total Km Driven	495	556.5	530	509.5	434
Total Km Biked	8	5	-	-	-
Hours of Observation	102.5	106.5	101.5	105	99
on foot:	52	52	64.25	64	52

by car:	45.5	47	35.25	38	37
by bicycle:	2	1.5	-	-	-
feeder:	3	6	2	3	10

Milk River 2015 done

Date: May 25, 26, 2019

Compiler: Bob Parsons

Participants: 25 including Nature Calgary Walking Group (a record)

Area Covered: all coulees, 501, 500, Pakowki Lake, many wetlands, flooded fields, woodlots, farm areas and 2 large ranches.

Weather: Day 1: Temp. 11 to 19°C

Wind speed: calm

Comments: sunny

Day 2: Temp. 9 to 13°C

Wind speed: calm

Precipitation: some light rain

Comments: overcast

Team Distance/Hours:

Total team mileage: 1244 km; by vehicle 1234 km; on foot 10 km

Total team hours: 77 hr; by vehicle 67 hr; on foot 10 hr.

Number of Species: 140 (+7CW) second highest total ever

Number of Birds: 13274 (+11CW)

Other species seen during count week: Common Merganser (1), Northern Flicker (1), Prairie Falcon (2), Western Wood-Pewee (1), Mountain Bluebird (2), Cape May Warbler (1), House Finch (3)

Highlights: Low numbers include only 1 White-faced Ibis, 102 Franklin's Gull, 256 Horned Lark, 23 Marsh Wren, 273 Vesper Sparrow. We all conclude grassland sparrows have a big problem. Missing include American Bittern, Yellow-breasted Chat, Lark Buntings (late), Long-billed Dowitcher. High numbers include Cinnamon Teal 129, Gadwall 541, Greater Scaup 99, Bald Eagle 1, Burrowing Owl 1, Lazule Bunting 1, Belted Kingfisher 2. Overall notes from Ken Orich... "First Sandhill Crane in all the years I have been involved...shorebird variety was low....only 1 Ibis, usually more then 30...Bob and I both observed 2 shelter belts with big fallout of various Warblers, Chipping Sparrows, Flycatchers. Bob even had a Shrike!"

Taber done

Date: May 25, 26, 2019

Compiler: Lloyd Bennett

Participants: Lloyd Bennett, Mary Bennett, Charles Hart, Greg Lamming, Ron Levagood, Ben Tams, Gideon Tams, Jude Tams

Area Covered: Taber & Vauxall areas; Purple Springs Dunes

Weather:

Day 1: Temp. 9 to 12°C

Wind speed: 5 to 20 km/hr. Wind direction: N

Precipitation: 0.7 mm

Day 2: Temp. 12 to 18°C

Wind speed: 6 to 13 km/hr. Wind direction: N

Precipitation: 1.5 mm

Team Distance/Hours:

Total team mileage: 652 km; by vehicle 635 km; on foot 17 km

Total team hours: 39 hr; by vehicle 26 hr; on foot 13 hr.

Number of Species: 135 (+ 1CW)

Number of Birds: 7924 (+ 1CW)

Other species seen during count week: (1) American Redstart, (1) Lincoln's Sparrow

Highlights: The total number of species, 135, has been exceeded only twice before in the history of the count. One new species was added to the overall list, that of Peregrine Falcon, and two species were seen for only the second time – Turkey Vulture and Bald Eagle.

Wakomao Lake done

Date: May 26, 2019

Compiler: Jim Lange

Participants: Jim Lange

Area Covered: no information available

Weather: Day 1: Temp. 15 to 24°C

Wind speed: 15 km/hr. Wind direction: S

Comments: sunny

Team Distance/Hours:

Total team mileage by vehicle: 85 km

Total team hours by vehicle: 7 hr.

Number of Species: 46

Number of Birds: 365

Waterton Lakes National Park done

Date: June 1, 2, 2019

Compiler: Teresa Dolman

Participants: Lloyd Bennett, Lois Everett, Tessa Giroux, Graeme Greenlee, Pat Greenlee, Pat Lucas, Dianne Pachal, Asher Warkentin, Nancy West

Area Covered: roads and some trails within Waterton Lakes National Park

Weather:

Day 1: Temp. 11 to 24°C

Wind speed: 13 to 30 km/hr. Wind direction: SW

Precipitation: nil

Day 2: Temp. 7 to 12°C

Wind speed: 4 to 13 km/hr. Wind direction: E

Precipitation: 6 mm

Team Distance/Hours:

Total team mileage: 171.4 km; by vehicle 138.3 km; on foot 33.1 km

Total team hours: 49.5 hr; by vehicle 21 hr; on foot 28.5 hr.

Number of Species: 118

Number of Birds: 1967

Other species seen during count week: none

Highlights: There was one species added to the overall list, Lark Sparrow. A singing male was well observed; this species is more common in the eastern part of the province. Eared Grebe was seen for only the second time, and Redhead for only the third time.